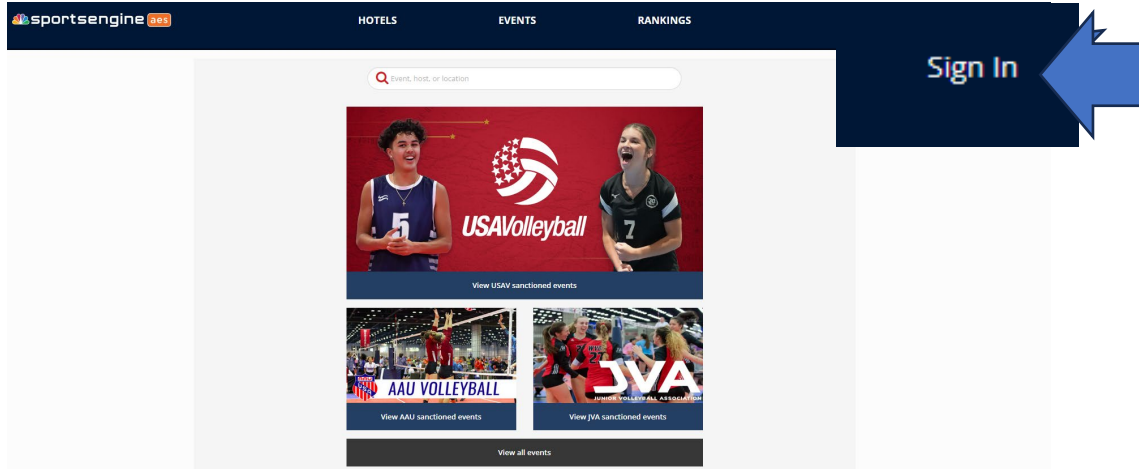
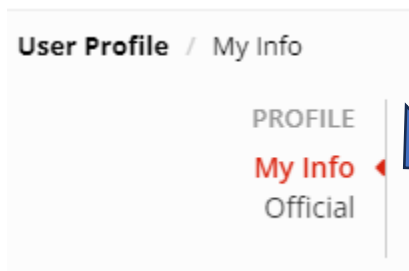
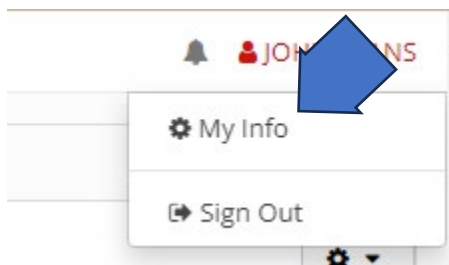


NEW GCR ASSIGNER PROCESS FOR GCR INDOOR TOURNAMENT SELECTIONS

1. Sign in to AES <https://advancedeventsystems.com/>
 - a. If you do not have a login, you will be prompted to create an account



2. Click on your name (upper right hand corner) and click on "My Info"



ensure all your info is current (click on "UPDATE")

User Profile / Official Info

PROFILE
My Info
Official



ensure all your info is up to date here (click on "UPDATE")

3. Once signed in, click on "Officials" in the upper left of your screen



4. Next screen will allow you to "Register For Events" (red button on bottom left of screen)

Register For Events

5. Next screen will allow you to search for events

- a. Suggest you use the filters to narrow your search to USAV events in the Gulf Coast (GC) region

Register

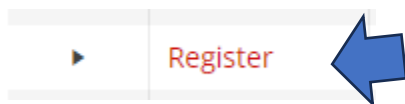
OFFICIALS
My Events
Register
Manage Events

Register as Official

Event: Search by Event Name [x] Event Type: All City: Search by City [x] State: All Status: Open

Event Affiliation: USAV Region: Gulf Coast (GC) Gender: All Age Group: All Month & Year: Month & Year

6. Click on the word "Register"



7. A pop up will appear to add any conflicts and to confirm the region you're from

Register

Please confirm to register.

Would you like to add any Event Conflicts at this time? *

No Yes

USAV Region *

Gulf Coast (GC) ▼

Cancel

Confirm

8. Click on “Confirm” – **you are now registered for that event – not selected**
9. **This tells me you are available to officiate this event. I will go through my selection process (event requirements) and if you have been selected, you will receive a notification email of your selection.**
10. **When the event dates get closer (normally the week of) you will receive tournament information and instructions.**
11. **Lodging: once you receive your accepted notification email, notify me at gcofficials@gmail.com if you required lodging. Lodging will be prioritized by distance of each traveling official.**